

CAR.INTERIOR

INTENDED USES:

Effective and eco-smart product for car salons, interiors and dashboards cleans, protects, polishes and renews looks of plastic, metal and rubber elements.

Easily coated and polished, a strong protective layer is created which prevents microbial fouling and hazardous UV exposure. Dead surfaces are rendered brand new shining interior parts, adds anti static effect.

PRODUCT DESCRIPTION:

Product made from organic mixture liquid polymers which stays intact for a long time if not being exposed to air. Mixture of polymers has excellent fluidity and can distribute itself to a surface by a very thin layer. 1g of the products easy covers 1m² of the surface.

Treated surfaces obtain hydrophobic properties, small scratches are polished and hidden. Automobile interior polish product forms thin and optically transparent protective layer which protects your car inner parts from dirt, grime and ageing. Cleaning after coating process is easy and it is performed quickly by only wet wipe without any environmental pollution.



TECHNICAL INFORMATION:

Parameter	Specification
Appearance	Milk color oily liquid
Boiling point, C min.	197
Density at 20°C	1,020-1,105
Melting point, C max.	-50
Viscosity dynamic at 20°C	15-25
Flash point, C, min.	69
Solubility	Alcohol, Ether, Acetone

Removing coating from surface is possible with alcohol (ethyl or isopropyl), also by steam and next mechanically with microfiber cloth.

SURFACE PREPARATION:

Surface must be dry and clean before applying first time. For re-coating necessary only dry surface. It is not recommended to treat the car window glass inside car salon because super hydrophobic surface can be reason of the unwanted sweat in glass.


APPLICATION:

For application recommended microfiber cloths: terry structure for distribution/removing exceed of the product and plane (polish) structure for polishing coated surface. Both cloths must be prepared from 20% polyamide and 80% polyester and density not less 250g/m²


Coat is possible under any outdoor temperature.



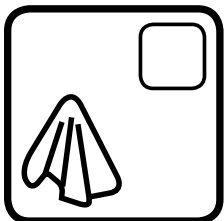
Shake the bottle before use. Little wet terry cloth with product Cloth.Terry without excess. Close cap after use.




Evenly distribute the product on dry surface by Cloth.Terry.



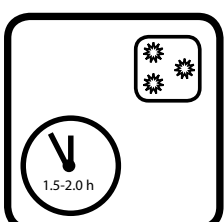
Wait 3-5 min.



Remove exceed the product by same terrycloth.



Polish by plain cloth Cloth.Polish the surface.



Don't expose the surface by rain or by action with wet cloth about 1,5-2 hours. Protective surface is obtained the best protection in 12 hours after coating.

PRODUCT HAZARDS AND SAFETY INFORMATION:

See Material Safety Data Sheet for complete Health and Safety information. Do not use in confined areas without the proper safety precautions/equipment.

ADDITIONAL DATA:

Product is prepared according to existing legislation European Union. Product has not volatile matter and holds the nano components tight inside its structure. Nano particles cannot be separated one from polymer mixture. It guarantees that nano-sized particles do not get "loose" and incur to human organism and harm our health and surrounding environment. Product waster

Lasting effect: up to 3 months depend from external environment.

PACKING OF THE SUPER HYDROPHOBIC CERAMIC COATING CAR.INTERIOR



Product is packed in a convenient plastic bag, where you will find:

- Trigger sprayer bottle, 200ml
- Two 30cm x 30cm cloths set: terry and polish
- Inlay with user manual

20 sets carton;

Carton's size: 38cm x 59cm x 22cm

Carton's gross weight: 7.40kg

Pallet: 40 cartons/800 bottles

Pallet's size: 120cm x 100cm x 192cm

Pallet's gross/net weight: 300kg/321kg

Labels in three languages: English, Estonian, Russian;

Order customized labels is beginning from 500 units min. per product.

SHIPPING AND EXPORT INFORMATION

Non-hazardous for any transportation.

Export HS code: 3405909000



Nanoformula OÜ

VAT no. EE100140543, reg. no.10045133

Narva mnt.4, Voka, 41701, Estonia, Tel.:+372 39 71305, Fax: +372 39 71303

<http://www.nanoformula.eu>, email: info@nanoformula.eu